

SL010

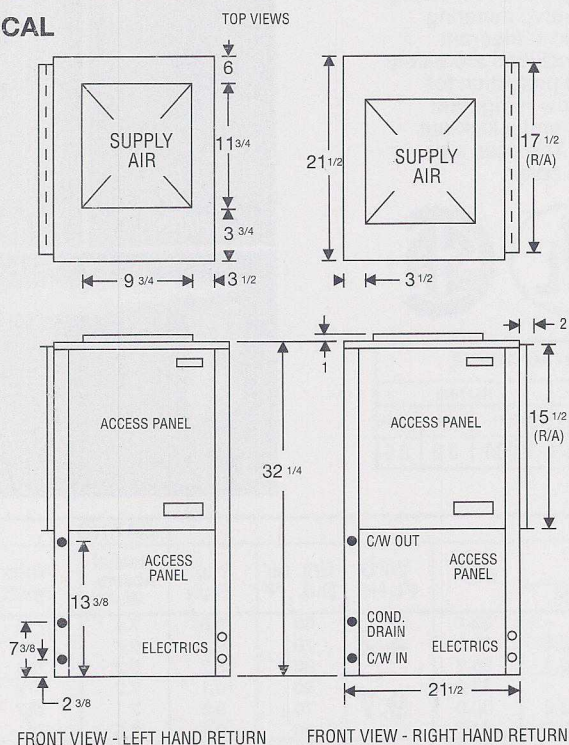
SUPER LO-TEMP

PHYSICAL CHARACTERISTICS

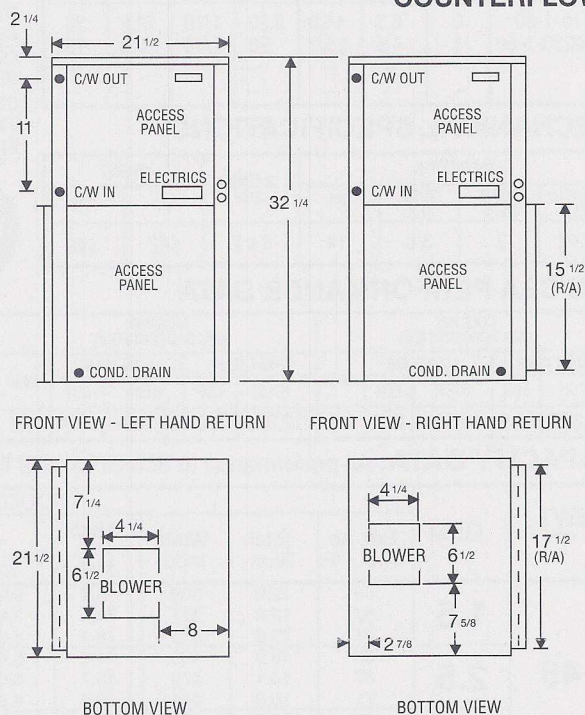
BLOWER PERFORMANCE

| AVAILABLE EXTERNAL STATIC PRESSURE (In. H ₂ O including allowance for wet coil and filter) | | | | | | | | | | | | |
|---|-----|-----|-----|-----|-----|-----|-----|-----|-----|-----|-----|-----|
| FAN SPEED | .10 | .20 | .30 | .40 | .50 | .60 | .70 | .80 | .90 | 1.0 | 1.1 | 1.2 |
| HIGH | - | - | - | - | - | 385 | 340 | 280 | - | - | - | - |
| MED. | - | - | - | - | 385 | 345 | 290 | - | - | - | - | - |
| LOW | - | - | 400 | 380 | 345 | 300 | 250 | - | - | - | - | - |

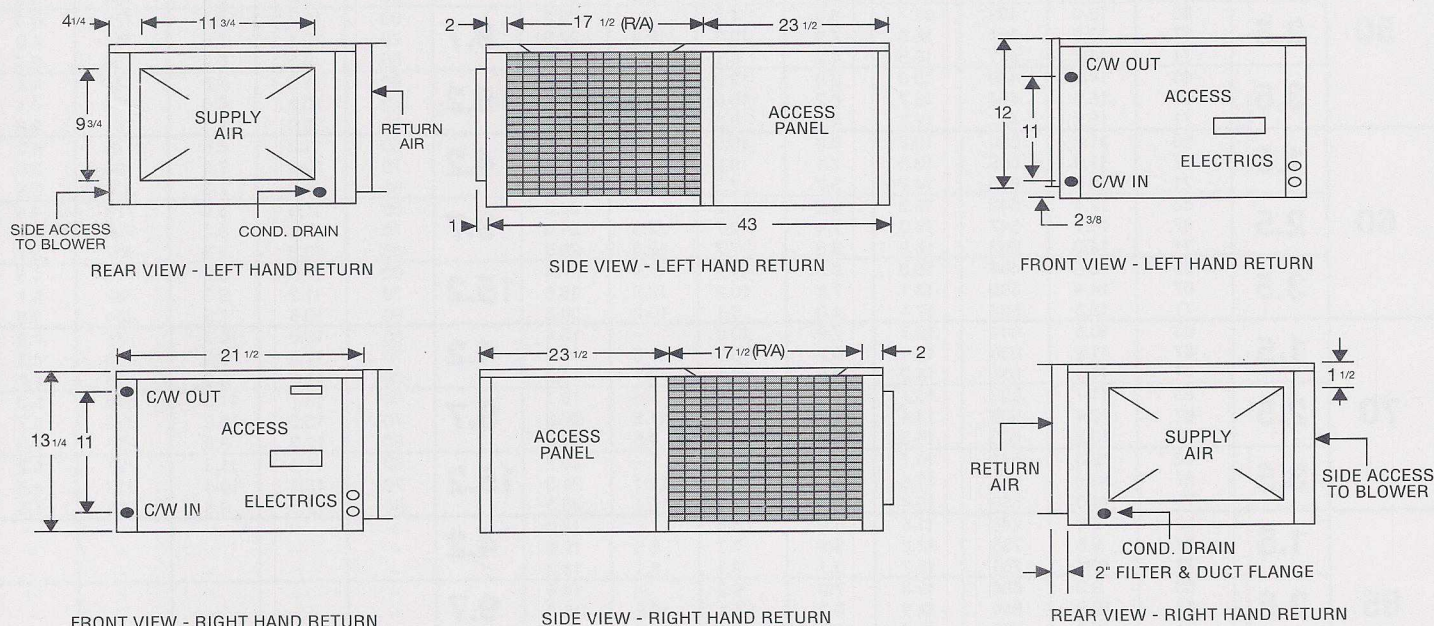
VERTICAL



COUNTERFLOW



HORIZONTAL



OPTIONAL STRAIGHT-THRU AIR CONFIGURATION AVAILABLE



FHP MANUFACTURING
 601 N.W. 65th COURT
 FT. LAUDERDALE, FL 33309
 PHONE: (305) 776-5471
 FAX: (305) 776-5529

CONDENSER WATER CONNECTIONS: 3/4" F.P.T.
 CONDENSATE DRAIN CONNECTION: 3/4" F.P.T.
 FILTER SIZE: VT, CF 15" X 20 1/4" X 1" ; HZ 11 1/2" X 20" X 1"

As a result of continuing research and development, all ratings and specifications are subject to change without notice. Rev. 1/95